



TO-220-3L Plastic-Encapsulate Transistors

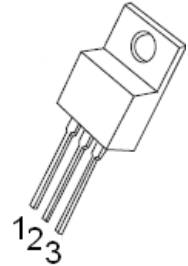
2SB861 TRANSISTOR (PNP)

FEATURES

- Low Frequency Power Amplifier Color TV Vertical Deflection Output

TO-220-3L

1. BASE
2. COLLECTOR
3. EMITTER



MAXIMUM RATINGS (T_a=25°C unless otherwise noted)

Symbol	Parameter	Value	Unit
V _{CBO}	Collector-Base Voltage	-200	V
V _{CEO}	Collector-Emitter Voltage	-150	V
V _{EBO}	Emitter-Base Voltage	-6	V
I _C	Collector Current	-2	A
P _C	Collector Power Dissipation	1.8	W
R _{θJA}	Thermal Resistance From Junction To Ambient	69	°C/W
T _J , T _{stg}	Operation Junction and Storage Temperature Range	-55~+150	°C

ELECTRICAL CHARACTERISTICS (T_a=25°C unless otherwise specified)

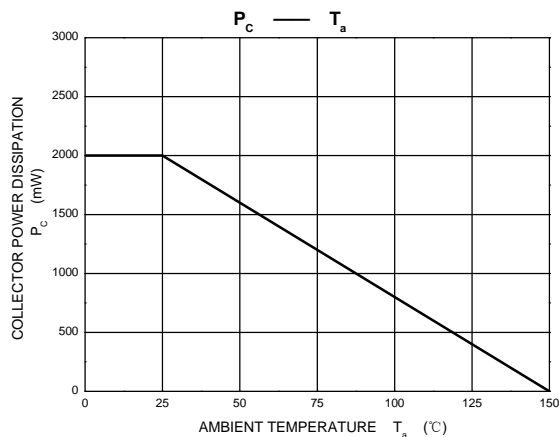
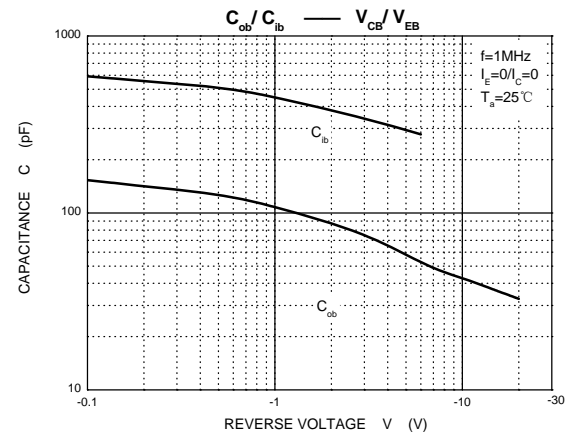
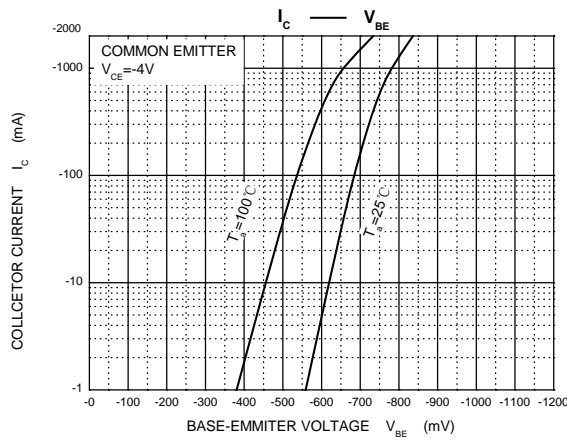
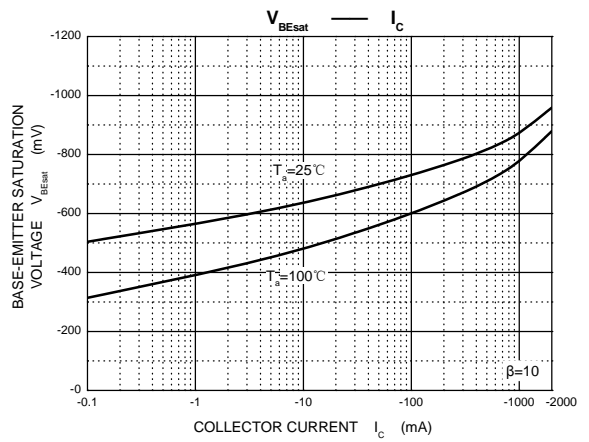
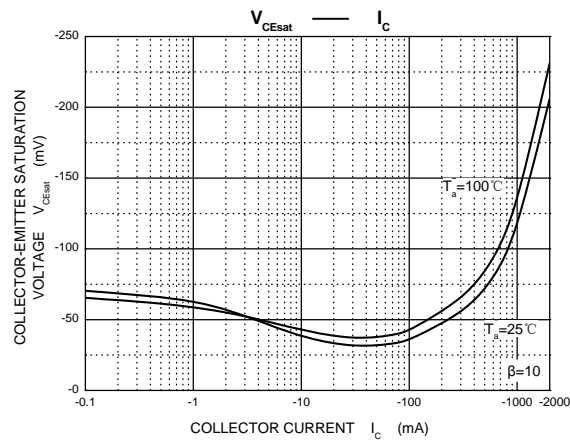
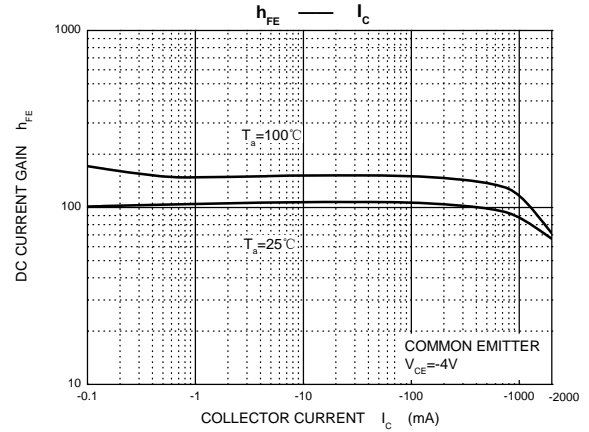
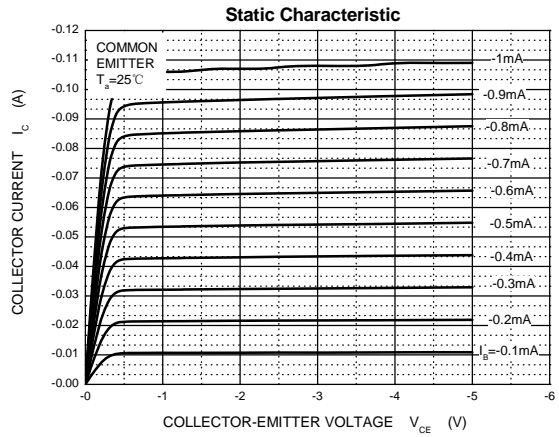
Parameter	Symbol	Test conditions	Min	Typ	Max	Unit
Collector-base breakdown voltage	V _{(BR)CBO}	I _C =-5mA, I _E =0	-200			V
Collector-emitter breakdown voltage	V _{(BR)CEO} *	I _C =-50mA, I _B =0	-150			V
Emitter-base breakdown voltage	V _{(BR)EBO}	I _E =-5mA, I _C =0	-6			V
Collector cut-off current	I _{CBO}	V _{CB} =-120V, I _E =0			-1	μA
Emitter cut-off current	I _{EBO}	V _{EB} =-5V, I _C =0			-1	μA
DC current gain	h _{FE(1)}	V _{CE} =-4V, I _C =-50mA	60		200	
	h _{FE(2)} *	V _{CE} =-10V, I _C =-500mA	60			
Collector-emitter saturation voltage	V _{CE(sat)}	I _C =-500mA, I _B =-50mA			-3	V
Base-emitter voltage	V _{BE}	V _{CE} =-4V, I _C =-50mA			-1	V
Collector output capacitance	C _{ob}	V _{CB} =-10V, I _E =0, f=1MHz		30		pF

*Pulse test

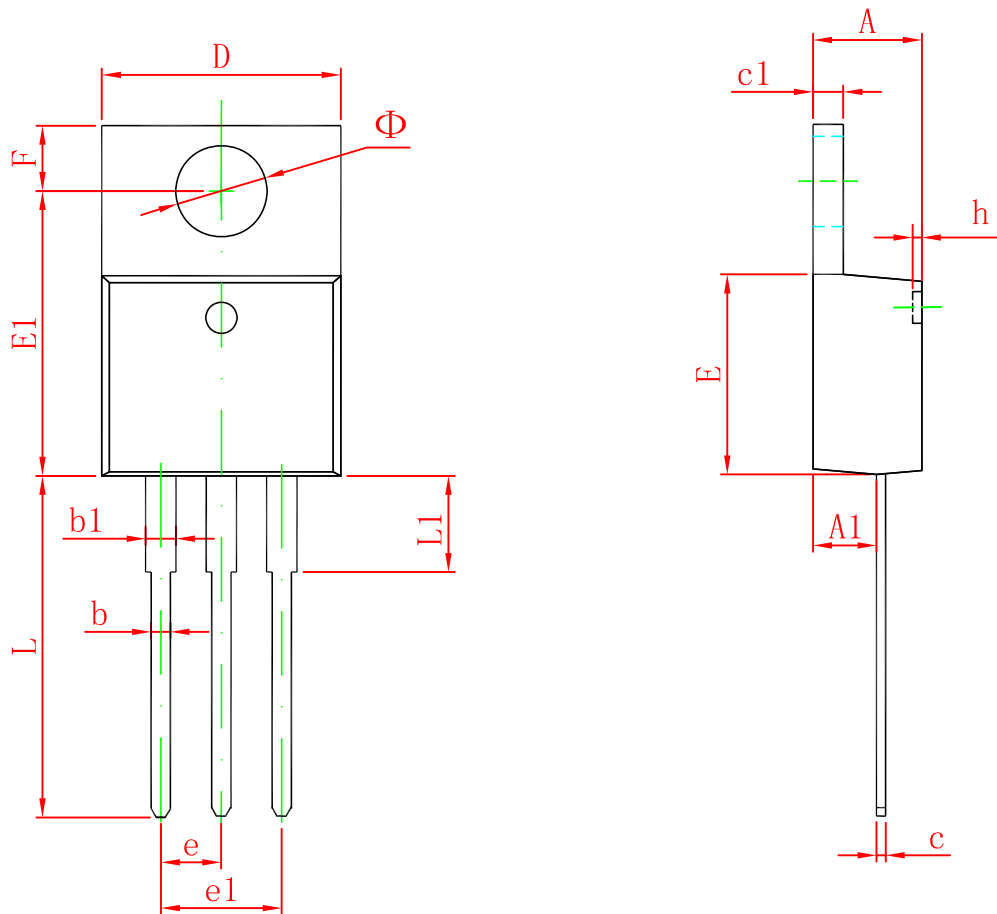
CLASSIFICATION OF h_{FE(1)}

RANK	B	C
RANGE	60-120	100-200

Typical Characteristics



TO-220-3L Package Outline Dimensions



Symbol	Dimensions In Millimeters		Dimensions In Inches	
	Min	Max	Min	Max
A	4.470	4.670	0.176	0.184
A1	2.520	2.820	0.099	0.111
b	0.710	0.910	0.028	0.036
b1	1.170	1.370	0.046	0.054
c	0.310	0.530	0.012	0.021
c1	1.170	1.370	0.046	0.054
D	10.010	10.310	0.394	0.406
E	8.500	8.900	0.335	0.350
E1	12.060	12.460	0.475	0.491
e	2.540 TYP		0.100 TYP	
e1	4.980	5.180	0.196	0.204
F	2.590	2.890	0.102	0.114
h	0.000	0.300	0.000	0.012
L	13.400	13.800	0.528	0.543
L1	3.560	3.960	0.140	0.156
Φ	3.735	3.935	0.147	0.155